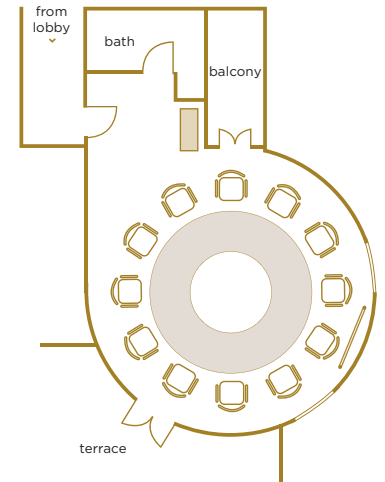


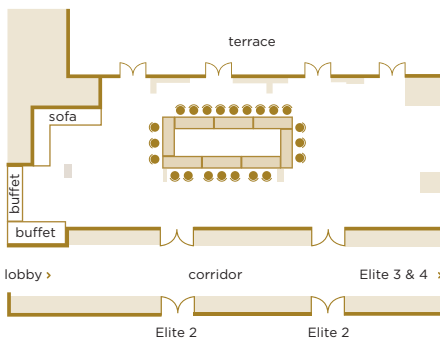
FLOOR PLAN MEETINGS & EVENTS



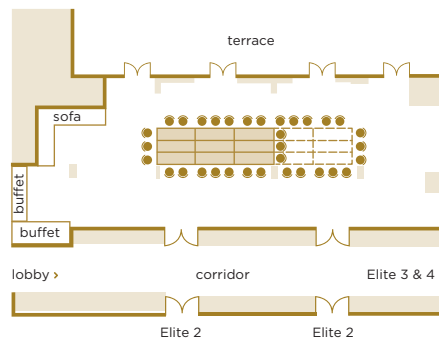
Elite 3



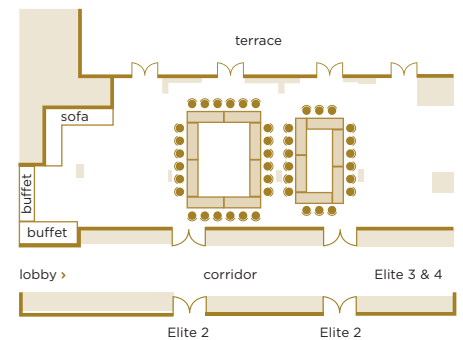
Elite 1 & 2



Rectangular boardroom
for 22 guests



Classic boardroom
for 20 - 30 guests



Square boardroom
for 12 - 24 guests

MEETINGS & EVENTS SPACE

VENUE	DIMENSION Length x Width x Height (m)	Seating Capacity					
		THEATRE	CLASSROOM	BOARDROOM	U-SHAPE	CLUSTER	BANQUET
La Serre Glasshouse	30 x 21.35/16.42 x 5.47	300	200	N/A	100	150	250
Elite 1	17.1 x 6.7 x 2.74	50	25	22	28	5 x 10	N/A
Elite 2	15.5 x 6.4 x 2.74	50	25	22	28	5 x 10	N/A
Elite 3	Diameter 3.8 x 2.74	N/A	N/A	18	N/A	N/A	N/A
L'assiette	193.79 sqm (indoor)	40	24	N/A	20	30	50
Son Altesse	55.2 sqm (bedroom)	N/A	N/A	8	N/A	N/A	N/A

For reservation and enquiries, please contact +6018 211 5888 (Ms. Suharni) / +6011 2382 6041 (Ms. Megalah) or email us at sales3@berjahills.com